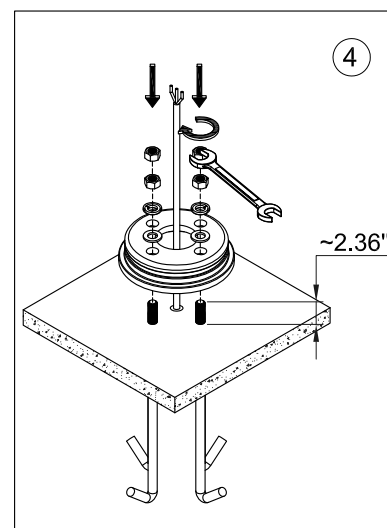
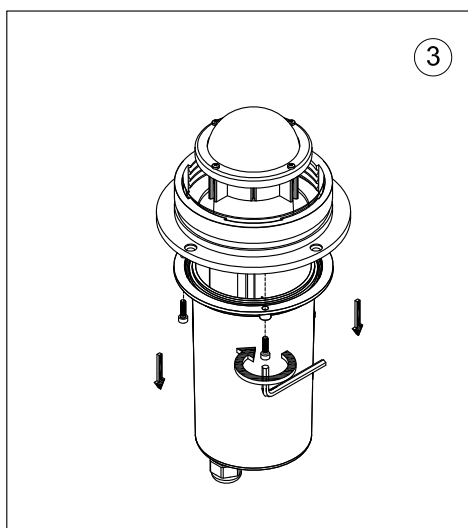
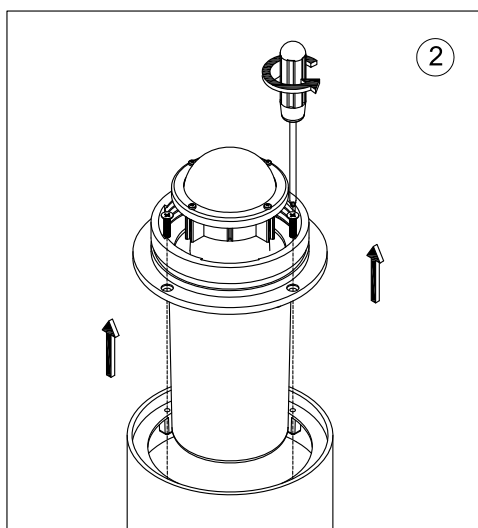
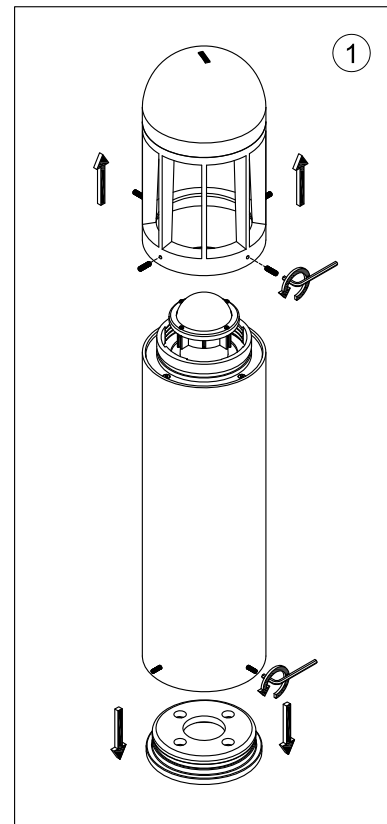
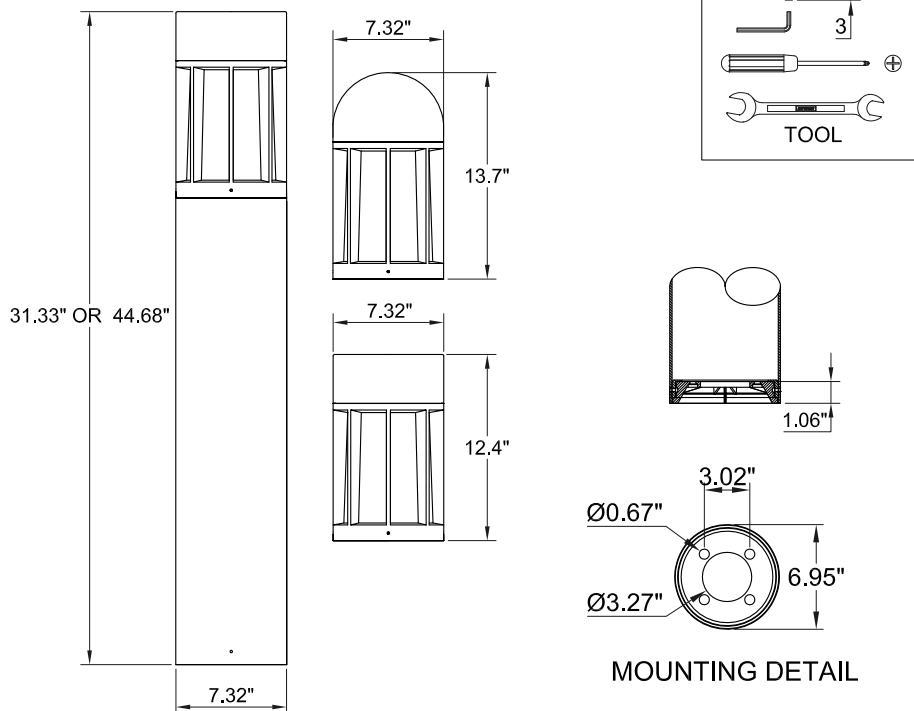


# INSTALLATION AND SERVICE MANUAL

**LIGMAN**  
LIGHTING USA

For installation of Atlantic 2 Bollard.  
Model. UAA-10096 and UAA-10106.

## Product drawing (dimensions) SUITABLE FOR WET LOCATIONS



### Notice to installer :

- 1.WIRING INSTRUCTIONS** Warning : RISK OF FIRE AND ELECTRICAL SHOCK. : FIXTURE MUST BE INSTALLED BY A QUALIFIED ELECTRICIAN ONLY>FIXTURE IS INTENDED FOR INSTALLATION IN ACCORDANCE WITH THE NATIONAL ELECTRICAL CODE, LOCAL AND FEDERAL CODE SPECIFICATIONS. DISCONNECT POWER BEFORE SERVICING.
- 2.This fixture has a VOLTAGE SPECIFIC BALLAST**,Check that the supply voltage is the same as the installed ballast voltage.

**Ligman Lighting USA**

7144 NE Progress Court, Hillsboro  
Oregon, 97124, USA  
Tel : 503 645 0500 | Fax : 503 645 8100

[www.ligmanlightingusa.com](http://www.ligmanlightingusa.com)

